

Cooper Crouse-Hinds®

Zinc Die Cast Fittings



- EMT
- Rigid/IMC
- Liquidtight
- FMC
- Service Entrance

COOPER  Crouse-Hinds

 **CROUSE-HINDS
COMMERCIAL
PRODUCTS**

Zinc Die Cast Fittings



EMT Fittings

Cooper Crouse-Hinds® Zinc Die Cast Fittings are available for use with EMT, Rigid and IMC Conduit, Liquidtight Conduit, Armored Cable or Flexible Metallic Conduit.

They are available in:

- EMT Fittings: Set Screw and Compression Type (insulated and non-insulated)
- Rigid/IMC Fittings: Pulling Elbows and Grounding Bushings
- Service Entrance Fittings
- Liquidtight Fittings; insulated and non-insulated; straight and 90°
- Flexible Metallic Conduit Connectors; squeeze type, straight, 90° clamp type and screw-in

Cooper Crouse-Hinds offers a wide selection of Zinc Die Cast Fittings, further enhancing the Commercial Products offering by providing the most complete value package for all your electrical commercial products building needs. Our zinc fittings are tested to the same stringent standards as our steel fittings to comply with application requirements of the NEC.® The zinc package offers quality fittings that are durable and have a high resistance against brittleness, breaking and cracking. Zinc material provides a natural protection against corrosion, ensuring a long life span.



Pull Elbows

CERTIFICATIONS AND COMPLIANCES:



UL Listed

MATERIALS AND FINISHES:

Materials: Zinc Die Cast

Finishes: Natural



Service Entrance Fittings

Liquidtight Fittings



Flexible Metallic Conduit Connectors



Zinc Die Cast EMT Fittings

Ordering and Dimensional Information

EMT FITTINGS

- Available with or without insulated throat for customer preference.
- Insulated throat provides a smooth pulling surface that won't strip cable.
- Zinc material is naturally corrosion resistant.


ZINC DIE CAST SET-SCREW CONNECTOR

- Tri-head set screw may be installed using a slotted, Phillips or Robertson head screwdriver.
- Concrete tight when taped


ZINC DIE CAST COMPRESSION CONNECTOR


- The split compression ring assures solid attachment to the conduit and good ground continuity.
- The hex surfaces on the compression nut provide for easy wrenching to quickly and easily tighten the nut.
- Concrete tight


SET-SCREW TYPE FITTINGS

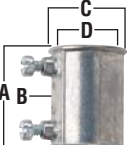
Straight Connectors—Insulated		Cat. #	Size	Unit Qty.	Std. Pkg.	Wt. Lbs./100	A	B	C	D
	1450DC	½"	50	500	5	1.06	0.72	0.67	0.72	
	1451DC	¾"	30	300	8	1.24	0.85	0.72	0.94	
	1452DC	1"	15	150	11	1.46	1.04	1	1.18	
	1453DC	1¼"	8	80	20	1.93	1.32	1.24	1.53	
	1454DC	1½"	6	60	25	2.07	1.54	1.48	1.76	
	1455DC	2"	8	40	37	2.36	1.79	1.72	2.22	
	1456DC	2½"	36	24	59	2.93	2.27	1.94	2.89	
	1457DC	3"	24	20	78	3.15	2.23	2.17	3.54	
	1458DC	3½"	16	12	101	3.5	2.52	2.44	4.04	
	1459DC	4"	16	12	120	3.65	2.65	2.56	4.55	


COMPRESSION TYPE FITTINGS

Straight Connectors—Insulated		Cat. #	Size	Unit Qty.	Std. Pkg.	Wt. Lbs./100	A	B	C	D
	1650DC	½"	45	450	8	0.71	0.62	0.54	0.91	
	1651DC	¾"	30	300	11	0.94	0.82	0.54	1.11	
	1652DC	1"	18	180	17	1.18	1.05	0.59	1.37	
	1653DC	1¼"	12	120	31	1.54	1.37	0.84	1.77	
	1654DC	1½"	8	80	39	1.73	1.60	0.87	1.99	
	1655DC	2"	3	30	56	2.21	2.07	0.94	2.51	
	1656DC	2½"	36	36	93	2.90	2.60	1.10	3.17	
	1657DC	3"	20	20	120	3.54	3.19	1.08	3.81	
	1658DC	3½"	16	16	149	4.05	3.66	1.18	4.33	
	1659DC	4"	16	16	172	4.55	4.17	1.15	4.81	

Straight Connectors—Non-Insulated		Cat. #	Size	Unit Qty.	Std. Pkg.	Wt. Lbs./100	A	B	C	D
	450DC	½"	50	500	5	1.06	0.72	0.67	0.72	
	451DC	¾"	30	300	7	1.24	0.85	0.72	0.94	
	452DC	1"	15	150	11	1.46	1.04	1	1.18	
	453DC	1¼"	8	80	21	1.93	1.32	1.24	1.53	
	454DC	1½"	6	60	25	2.07	1.54	1.48	1.76	
	455DC	2"	8	40	36	2.36	1.79	1.72	2.22	
	456DC	2½"	36	24	58	2.93	2.27	1.94	2.89	
	457DC	3"	24	20	77	3.15	2.23	2.17	3.54	
	458DC	3½"	16	12	98	3.5	2.52	2.44	4.04	
	459DC	4"	16	12	117	3.65	2.65	2.56	4.55	

Straight Connectors—Non-Insulated		Cat. #	Size	Unit Qty.	Std. Pkg.	Wt. Lbs./100	A	B	C	D
	650DC	½"	45	450	8	0.71	0.62	0.54	0.91	
	651DC	¾"	30	300	11	0.94	0.82	0.54	1.11	
	652DC	1"	18	180	17	1.18	1.05	0.59	1.37	
	653DC	1¼"	12	120	31	1.54	1.37	0.84	1.77	
	654DC	1½"	8	80	39	1.73	1.60	0.87	1.99	
	655DC	2"	3	30	56	2.21	2.07	0.94	2.51	
	656DC	2½"	36	36	93	2.90	2.60	1.10	3.17	
	657DC	3"	20	20	120	3.54	3.19	1.08	3.81	
	658DC	3½"	16	16	149	4.05	3.66	1.18	4.33	
	659DC	4"	16	16	172	4.55	4.17	1.15	4.81	

Couplings		Cat. #	Size	Unit Qty.	Std. Pkg.	Wt. Lbs./100	A	B	C	D
	460DC	½"	35	350	5	1.4	0.67	0.81	0.72	
	461DC	¾"	22	220	7	1.49	0.71	1.04	0.94	
	462DC	1"	12	120	13	1.99	.96	1.28	1.18	
	463DC	1¼"	9	90	18	2.53	1.24	1.61	1.53	
	464DC	1½"	6	60	28	2.96	1.44	1.86	1.76	
	465DC	2"	8	30	36	3.46	1.68	2.31	2.22	
	466DC	2½"	18	12	64	3.94	1.94	3.00	2.89	
	467DC	3"	14	10	81	4.34	1.36	3.65	3.53	
	468DC	3½"	8	8	98	4.9	2.43	4.13	4.04	
	469DC	4"	8	8	116	5.14	2.53	4.65	4.56	

Couplings		Cat. #	Size	Unit Qty.	Std. Pkg.	Wt. Lbs./100	A	B	C	D
	660DC	½"	35	350	11	0.73	0.60	1.11	0.54	
	661DC	¾"	20	200	16	0.94	0.81	1.20	0.54	
	662DC	1"	15	150	22	1.16	1.04	1.27	0.59	
	663DC	1¼"	8	80	40	1.53	1.37	1.62	0.84	
	664DC	1½"	5	50	48	1.75	1.59	1.69	0.87	
	665DC	2"	2	20	64	2.22	2.06	1.69	0.94	
	666DC	2½"	18	18	124	2.91	2.61	2.02	1.10	
	667DC	3"	15	15	144	3.54	3.20	2.17	1.08	
	668DC	3½"	12	12	190	4.06	3.67	2.32	1.18	
	669DC	4"	8	8	228	4.17	4.17	2.36	1.15	


Zinc Die Cast Pull Elbows

Ordering and Dimensional Information


PULL ELBOWS — UL File No. E-19189

Materials: Body—zinc, Gasket—neoprene, Cover—aluminum


For connecting rigid or IMC to box or enclosure. Removable cover and gasket facilitate wire pulling.

Rigid to Box	Cat. #	Size	Unit Qty.	Std. Pkg.	Wt. Lbs./100	A	B	C	D
	850RB DC	½"	20	200	17	1.77	.42	1.02	1.77
	875RB DC	¾"	15	150	25	.77	.43	1.28	2.13
	8100RB DC	1"	6	60	53	.98	.50	1.54	3.18
	8125RB DC	1¼"	3	30	80	1.29	.63	1.91	3.26

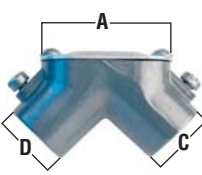
For connecting threaded rigid or IMC to form 90° bend. Removable cover and gasket facilitate wire pulling.

Rigid to Rigid	Cat. #	Size	Unit Qty.	Std. Pkg.	Wt. Lbs./100	A	B	∅C	D
	850RR DC	½"	20	200	15	1.77	1.02	.61	1.00
	875RR DC	¾"	15	150	23	2.13	1.28	.76	1.24
	8100RR DC	1"	6	60	50	3.18	1.54	.98	1.53
	8125RR DC	1¼"	3	30	80	3.26	1.91	1.29	1.91

To connect EMT to box or enclosure. Removable cover and gasket facilitate wire pulling.

EMT to Box	Cat. #	Size	Unit Qty.	Std. Pkg.	Wt. Lbs./100	A	B	C	D
	850EB DC	½"	20	200	17	1.77	1.02	.42	.61
	875EB DC	¾"	15	150	24	2.13	1.28	.43	.77
	8100EB DC	1"	6	60	54	3.18	1.54	.50	.98
	8125EB DC	1¼"	3	30	80	3.26	1.91	.63	1.29

To connect two lengths of EMT to form 90° bend. Removable cover and gasket facilitate wire pulling.

EMT to EMT	Cat. #	Size	Unit Qty.	Std. Pkg.	Wt. Lbs./100	A	B	∅C	D
	850EE DC	½"	20	200	15	1.77	1.02	.59	.93
	875EE DC	¾"	15	150	22	2.13	1.28	.80	1.18
	8100EE DC	1"	6	60	52	3.18	1.54	.98	1.53
	8125EE DC	1¼"	3	30	80	3.26	1.91	1.29	1.91


A = Length of cover, B = Width (not shown)

Zinc Die Cast Rigid/IMC Fittings

Ordering and Dimensional Information


GROUNDING BUSHINGS — UL File No. E-6225


Application: Indoors or outdoors. Use with locknut to terminate service conduit to cabinet. Lug provided for bonding jumper to neutral bus bar. Rounded surface of bushing prevents damage to wire insulation.


	Catalog #	Size	Unit Qty.	Std. Pkg.	Wt. Lbs./100
	GLL1 DC	½"	50	500	3
	GLL2 DC	¾"	40	400	4
	GLL3 DC	1"	25	250	5
	GLL4 DC	1¼"	25	250	9
	GLL5 DC	1½"	25	250	10
	GLL6 DC	2"	10	100	14
	GLL7 DC	2½"	5	50	25
	GLL8 DC	3"	5	50	33
	GLL9 DC	3½"	4	40	38
	GLL10 DC	4"	4	40	44


SERVICE ENTRANCE FITTINGS — UL File No. E-153721

Material: Aluminum. Application: Indoors or outdoors. Use in overhead service entrance. Mounts on top of EMT, Rigid or IMC conduit. Serves as a connecting point for service entrance wires. Available in Clamp Type, Set-Screw, Threaded and Mast Type styles.

Clamp Type	Catalog #	Size	Unit Qty.	Std. Pkg.	Wt. Lbs./100
	EHC-1	½"	15	90	11
	EHC-2	¾"	10	60	21
	EHC-3	1"	7	42	27
	EHC-4	1¼"	5	30	32
	EHC-5	1½"	3	18	53
	EHC-6	2"	8	8	89
	EHC-7	2½"	3	3	300
	EHC-8	3"	3	3	322
	EHC-9	3½"	2	2	513
	EHC-10	4"	2	2	519

Set-Screw Type	Catalog #	Size	Unit Qty.	Std. Pkg.	Wt. Lbs./100
	EHSS1	½"	15	90	15
	EHSS2	¾"	10	60	18
	EHSS3	1"	7	42	24
	EHSS4	1¼"	5	30	28
	EHSS5	1½"	3	18	58
	EHSS6	2"	8	8	86
	EHSS7	2½"	3	3	308
	EHSS8	3"	3	3	308
	EHSS9	3½"	2	2	517
	EHSS10	4"	2	2	517

Threaded Type	Catalog #	Size	Unit Qty.	Std. Pkg.	Wt. Lbs./100
	EHT1	½"	15	90	19
	EHT2	¾"	10	60	24
	EHT3	1"	7	42	24
	EHT4	1¼"	5	30	28
	EHT5	1½"	3	18	51
	EHT6	2"	8	8	81
	EHT7	2½"	3	3	272
	EHT8	3"	3	3	298
	EHT9	3½"	2	2	538
	EHT10	4"	2	2	541

Mast Type	Catalog #	Size	Unit Qty.	Std. Pkg.	Wt. Lbs./100
	EHMT1	1¼"-2"	2	12	45
	EHMT2	1¼"-2½"	1	10	75
	EHMT3	1½"-2"	2	12	73
	EHMT4	2"-2½"	1	6	75

Zinc Die Cast Liquidtight Conduit Fittings

Ordering and Dimensional Information

Cooper Crouse-Hinds Liquidtight conduit fittings are used for the wiring of machine tools, motors, transformers, food processing equipment, robotics, air conditioning units, illuminated store front signs and bill boards, etc. The flexible metallic conduit and fittings protect conductors from mechanical damage due to vibration and movement, and seals out cutting oils, coolants, water, dust, etc.


APPLICATIONS:


To terminate and seal liquidtight flexible metal conduit to oiltight, liquidtight, or raintight box or enclosure. Connectors can be used with tapered thread female entry or unthreaded knockout using the provided sealing washer and lock nut.

FEATURES:

- Furnished with lock nut and sealing ring
- Liquidtight/Raintight/Oiltight
- Suitable for wet locations

STRAIGHT CONNECTORS INSULATED & NON-INSULATED — UL File No. E-19189

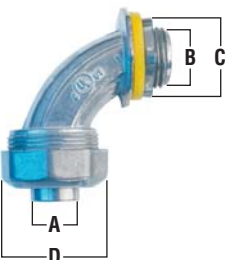
Non-Insulated	Cat. #	Size	A	B	C	D	Unit Qty.	Standard Pkg.
	LT38DC	3/8"	1.07	.96	.62	.47	25	250
	LT50DC	1/2"	1.07	1.08	.62	.47	25	250
	LT75DC	3/4"	1.07	1.33	.82	.47	15	150
	LT100DC	1"	1.34	1.56	1.02	.57	8	80
	LT125DC	1 1/4"	1.51	1.94	1.36	.71	5	50
	LT150DC	1 1/2"	1.52	2.19	1.60	.71	4	40
	LT200DC	2"	1.54	2.66	2.07	.71	2	20
	LT250DC	2 1/2"	2.20	3.28	2.51	1.06	1	10
	LT300DC	3"	2.22	3.80	3.13	1.06	1	10
	LT350DC	3 1/2"	2.36	4.28	3.58	1.06	1	6
LT400DC	4"	2.44	4.78	4.05	1.06	1	6	

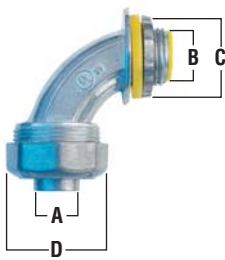
Insulated	Cat. #	Size	A	B	C	D	Unit Qty.	Standard Pkg.
	LTB38DC	3/8"	1.44	.96	.62	.47	25	250
	LTB50DC	1/2"	1.44	1.08	.62	.47	25	250
	LTB75DC	3/4"	1.56	1.33	.82	.47	15	150
	LTB100DC	1"	2.01	1.56	1.02	.57	8	80
	LTB125DC	1 1/4"	2.18	1.94	1.36	.71	5	50
	LTB150DC	1 1/2"	2.19	2.19	1.60	.71	4	40
	LTB200DC	2"	2.21	2.66	2.07	.71	2	20
	LTB250DC	2 1/2"	2.89	3.28	2.51	1.06	1	10
	LTB300DC	3"	2.93	3.80	3.13	1.06	1	10
	LTB350DC	3 1/2"	3.07	4.28	3.58	1.06	1	6
LTB400DC	4"	3.15	4.78	4.05	1.06	1	6	

Zinc Die Cast Liquidtight Conduit Fittings

Ordering and Dimensional Information

90° ANGLE CONNECTORS INSULATED & NON-INSULATED — UL File No. E-19189

Non-Insulated		Cat. #	Size	A	B	C	D	Unit Qty.	Standard Pkg.
	LT3890DC	3/8"	.62	.81	.92	1.22	25	250	
	LT5090DC	1/2"	.62	.91	1.02	1.22	25	250	
	LT7590DC	3/4"	.80	1.15	1.27	1.36	15	150	
	LT10090DC	1"	1.02	1.38	1.48	1.73	8	80	
	LT12590DC	1 1/4"	1.36	1.77	1.93	2.11	5	50	
	LT15090DC	1 1/2"	1.61	2.01	2.17	2.43	4	40	
	LT20090DC	2"	2.08	2.58	2.68	2.93	2	20	
	LT25090DC	2 1/2"	2.51	3.15	3.21	3.62	1	10	
	LT30090DC	3"	3.13	3.67	3.74	4.28	1	10	
	LT35090DC	3 1/2"	3.58	4.17	4.23	4.84	1	6	
LT40090DC	4"	4.06	4.74	4.75	5.37	1	6		

Insulated		Cat. #	Size	A	B	C	D	Unit Qty.	Standard Pkg.
	LTB3890DC	3/8"	.62	.81	.92	1.22	25	250	
	LTB5090DC	1/2"	.62	.91	1.02	1.22	25	250	
	LTB7590DC	3/4"	.80	1.15	1.27	1.36	15	150	
	LTB10090DC	1"	1.02	1.38	1.48	1.73	8	80	
	LTB12590DC	1 1/4"	1.36	1.77	1.93	2.11	5	50	
	LTB15090DC	1 1/2"	1.61	2.01	2.17	2.43	4	40	
	LTB20090DC	2"	2.08	2.58	2.68	2.93	2	20	
	LTB25090DC	2 1/2"	2.51	3.15	3.21	3.62	1	10	
	LTB30090DC	3"	3.13	3.67	3.74	4.28	1	10	
	LTB35090DC	3 1/2"	3.58	4.17	4.23	4.84	1	6	
LTB40090DC	4"	4.06	4.74	4.75	5.37	1	6		

Zinc Die Cast Conduit Fittings


Non-Metallic, Armored Cable and Flexible Metallic Conduit Fittings

For armored cable, flexible metal conduit, interlocked metal clad cables, NM and SE cables.

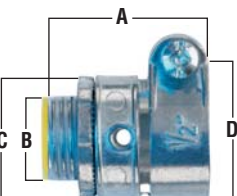
FEATURES:

- Available in squeeze type, clamp type and screw-in type
- Straight or 90°
- Male Hub Threads – NPSM
- Available with insulators

FLEXIBLE METALLIC CONDUIT CONNECTORS — UL File No. E-19189

Squeeze Type Straight Non-Insulated	Cat. #	Size	A	B	C	D	Unit Qty.	Standard Pkg.	Wt. Lbs./ 100
	707DC	3/8"	1.02	.37	.62	.66	50	500	7
	708DC	1/2"	1.39	.63	.63	.98	30	300	14
	709DC	3/4"	1.55	.81	.81	1.17	18	180	22
	710DC	1"	1.72	1.01	1.01	1.46	12	120	31
	711DC	1 1/4"	1.80	1.27	1.38	1.73	8	80	46
	712DC	1 1/2"	1.88	1.51	1.61	1.99	6	60	79
	713DC	2"	2.02	2.01	2.15	2.55	4	40	101
	714DC	2 1/2"	2.88	2.30	2.52	2.11	3	18	161
	715DC	3"	3.23	2.78	3.16	3.60	2	12	220
	721DC	3 1/2"	3.60	3.35	3.60	3.97	1	6	470
	722DC	4"	4.03	3.70	4.09	4.53	1	6	610

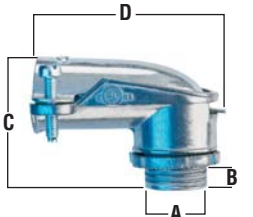
FLEXIBLE METALLIC CONDUIT CONNECTORS — UL File No. E-19189

Squeeze Type Straight Insulated	Cat. #	Size	A	B	C	D	Unit Qty.	Standard Pkg.	Wt. Lbs./ 100
	1707DC	3/8"	1.02	.37	.62	.66	50	500	7
	1708DC	1/2"	1.39	.63	.63	.98	30	300	14
	1709DC	3/4"	1.55	.81	.81	1.17	18	180	22
	1710DC	1"	1.72	1.01	1.01	1.46	12	120	31
	1711DC	1 1/4"	1.80	1.27	1.38	1.73	8	80	46
	1712DC	1 1/2"	1.88	1.51	1.61	1.99	6	60	79
	1713DC	2"	2.02	2.01	2.15	2.55	4	40	101
	1714DC	2 1/2"	2.88	2.30	2.52	2.11	3	18	161
	1715DC	3"	3.23	2.78	3.16	3.60	2	12	220
	1721DC	3 1/2"	3.60	3.35	3.60	3.97	1	6	470
	1722DC	4"	4.03	3.70	4.09	4.53	1	6	610


Zinc Die Cast Conduit Fittings

Non-Metallic, Armored Cable and Flexible Metallic Conduit Fittings


ARMORED CABLE & FLEXIBLE METALLIC CONDUIT CONNECTORS — UL File No. E-19189

Squeeze Type 90° Angle Non-Insulated	Cat. #	Size	A	B	C	D	Unit Qty.	Standard Pkg.	Wt. Lbs./ 100
	724DC	3/8"	.61	1.31	1.02	1.77	25	250	8
	736DC	1/2"	.63	1.62	1.41	2.09	15	150	11
	738DC	3/4"	.81	1.88	1.43	2.30	12	120	15
	739DC	1"	1.04	2.28	1.82	2.83	5	50	25
	740DC	1 1/4"	1.43	2.73	2.18	3.89	4	40	41
	741DC	1 1/2"	1.64	3.61	3.81	6.01	2	12	117
	742DC	2"	2.11	3.62	3.81	6.10	2	12	119
	744DC	2 1/2"	2.41	.98	3.91	NA	1	10	286
	745DC	3"	2.99	1.00	4.37	NA	1	4	405
	746DC	3 1/2"	3.48	1.00	5.17	NA	1	4	560
	747DC	4"	3.92	.98	5.70	NA	1	3	642


ARMORED CABLE & FLEXIBLE METALLIC CONDUIT CONNECTORS — UL File No. E-19189

Squeeze Type 90° Angle Insulated	Cat. #	Size	A	B	C	D	Unit Qty.	Standard Pkg.	Wt. Lbs./ 100
	1724DC	3/8"	.61	1.31	1.02	1.77	25	250	8
	1736DC	1/2"	.63	1.62	1.41	2.09	15	150	11
	1738DC	3/4"	.81	1.88	1.43	2.30	12	120	15
	1739DC	1"	1.04	2.28	1.82	2.83	5	50	25
	1740DC	1 1/4"	1.43	2.73	2.18	3.89	4	40	41
	1741DC	1 1/2"	1.64	3.61	3.81	6.01	2	12	117
	1742DC	2"	2.11	3.62	3.81	6.10	2	12	119
	1744DC	2 1/2"	2.41	.98	3.91	NA	1	10	286
	1745DC	3"	2.99	1.00	4.37	NA	1	4	405
	1746DC	3 1/2"	3.48	1.00	5.17	NA	1	4	560
	1747DC	4"	3.92	.98	5.70	NA	1	3	642

FLEXIBLE METALLIC CONDUIT FITTINGS — UL File No. E-19189

Screw-In Type Straight Connectors Non-Insulated	Cat. #	Size	A	B	C	D	Unit Qty.	Standard Pkg.	Wt. Lbs./ 100
	770DC	3/8"	1.28	.37	1.28	.92	80	800	5
	771DC	1/2"	1.38	.63	1.38	.93	60	600	5
	772DC	3/4"	1.56	.81	1.56	1.18	35	350	9
	773DC	1"	1.87	1.00	1.87	1.36	15	150	13
	774DC	1 1/4"	2.11	1.26	2.11	1.73	10	100	24
	775DC	1 1/2"	2.30	1.50	2.30	2.11	6	60	34
	776DC	2"	2.46	2.00	2.46	2.66	3	30	49

FLEXIBLE METALLIC CONDUIT FITTINGS — UL File No. E-19189

Screw-In Type Couplings	Cat. #	Size	A	B	C	D	Unit Qty.	Standard Pkg.	Wt. Lbs./ 100
	791DC	1/2"	1.81	.63	.91	—	40	400	4
	792DC	3/4"	2.10	.81	1.09	—	25	250	7
	793DC	1"	2.42	1.00	1.36	—	15	150	12
	794DC	1 1/4"	2.74	1.26	1.63	—	10	100	21
	795DC	1 1/2"	3.04	1.50	1.93	—	6	60	31
	796DC	2"	3.25	2.00	2.44	—	3	30	44

Zinc Die Cast Fittings

Cross-Reference Guide

EMT THIN WALL CONDUIT FITTINGS									
PART	Arlington	Bridgeport	Halex	Regal	Neer	T&B	RACO	Topaz	Peco
1450DC	800A	230-DC12	92105B	701-S	TCI-501	TC-821	2634	631i	300-B
1451DC	801A	231-DC12	92107B	702-S	TCI-502	TC-822	2635	632i	301-B
1452DC	802A	232-DC12	92110B	703-S	TCI-503	TC-823	2636	633i	302-B
1453DC	803A	233-DC12	92112B	704-S	TCI-504	TC-824	2637	634i	303-B
1454DC	804A	234-DC12	92115B	705-S	TCI-505	TC-825	2638	635i	304-B
1455DC	805A	235-DC12	92120B	706-S	TCI-506	TC-826	2639	636i	305-B
1456DC	806A	236-DC12	92125B	707-S	TCI-507	TC-827	2648	637i	306-B
1457DC	807A	237-DC12	92130B	708-S	TCI-508	TC-828	2649	638i	307-B
1458DC	8075A	238-DC12	92135B	709-S	TCI-509	TC-829	2650	639i	308-B
1459DC	808A	239-DC12	92140B	710-S	TCI-510	TC-8210	2651	640i	309-B
450DC	800	230-DC2	12105B	701	TC-501	TC-221	2602	631	300
451DC	801	231-DC2	12107B	702	TC-502	TC-222	2603	632	301
452DC	802	232-DC2	12110B	703	TC-503	TC-223	2604	633	302
453DC	803	233-DC2	12112B	704	TC-504	TC-224	2605	634	303
454DC	804	234-DC2	12115B	705	TC-505	TC-225	2606	635	304
455DC	805	235-DC2	12120B	706	TC-506	TC-226	2608	636	305
456DC	806	236-DC2	12125B	707	TC-507	TC-227	2640	637	306
457DC	807	237-DC2	12130B	708	TC-508	TC-228	2642	638	307
458DC	8075	238-DC2	12135B	709	TC-509	TC-229	2644	639	308
459DC	808	239-DC2	12140B	710	TC-510	TC-2110	2646	640	309
460DC	810	240-DC	12205B	711	TC-511	TK-221	2622	641	310
461DC	811	241-DC	12207B	712	TC-512	TK-222	2623	642	311
462DC	812	242-DC	12210B	713	TC-513	TK-223	2624	643	312
463DC	813	243-DC	12212B	714	TC-514	TK-224	2625	644	313
464DC	814	244-DC	12215B	715	TC-515	TK-225	2626	645	314
465DC	815	245-DC	12220B	716	TC-516	TK-226	2628	646	315
466DC	816	246-DC	12225B	717	TC-517	TK-227	2670	647	316
467DC	817	247-DC	12230B	718	TC-518	TK-228	2672	648	317
468DC	8175	248-DC	12235B	719	TC-519	TK-229	2674	649	318
469DC	818	249-DC	12240B	720	TC-520	TK-2210	2676	650	319
1650DC	820A	250-DC12	82105B	601-S	TCI-601	TC-811	2832	651i	260-B
1651DC	821A	251-DC12	82107B	602-S	TCI-602	TC-812	2833	652i	261-B
1652DC	822A	252-DC12	82110B	603-S	TCI-603	TC-813	2834	653i	262-B
1653DC	823A	253-DC12	82112B	604-S	TCI-604	TC-814	2835	654i	263-B
1654DC	824A	254-DC12	82115B	605-S	TCI-605	TC-815	2836	655i	264-B
1655DC	825A	255-DC12	82120B	606-S	TCI-606	TC-816	2838	656i	265-B
1656DC	826A	256-DC12	82125B	607-S	TCI-607	TC-817	2890	657i	266-B
1657DC	827A	257-DC12	82130B	608-S	TCI-608	TC-818	2892	658i	267-B
1658DC	828A	258-DC12	82135B	609-S	TCI-609	TC-819	2894	659i	268-B

Zinc Die Cast Fittings

Cross-Reference Guide

EMT THIN WALL CONDUIT FITTINGS									
PART	Arlington	Bridgeport	Halex	Regal	Neer	T&B	RACO	Topaz	Peco
1659DC	829A	259-DCI2	82140B	610-S	TCI-610	TC-8110	2896	660i	269-B
650DC	820	250-DC2	02105B	601	TC-601	TC-211	2802	651	260
651DC	821	251-DC2	02107B	602	TC-602	TC-212	2803	652	261
652DC	822	252-DC2	02110B	603	TC-603	TC-213	2804	653	262
653DC	823	253-DC2	02112B	604	TC-604	TC-214	2805	654	263
654DC	824	254-DC2	02115B	605	TC-605	TC-215	2806	655	264
655DC	825	255-DC2	02120B	606	TC-606	TC-216	2808	656	265
656DC	826	256-DC2	02125B	607	TC-607	TC-217	2840	657	266
657DC	827	257-DC2	02130B	608	TC-608	TC-218	2842	658	267
658DC	828	258-DC2	02135B	609	TC-609	TC-219	2844	659	268
659DC	829	259-DC2	02140B	610	TC-610	TC-2110	2846	660	269
660DC	830	260-DC	02205B	611	TC-611	TK-211	2822	661	320
661DC	831	261-DC	02207B	612	TC-612	TK-212	2823	662	321
662DC	832	262-DC	02210B	613	TC-613	TK-213	2824	663	322
663DC	833	263-DC	02212B	614	TC-614	TK-214	2825	664	323
664DC	834	264-DC	02215B	615	TC-615	TK-215	2826	665	324
665DC	835	265-DC	02220B	616	TC-616	TK-216	2828	666	325
666DC	836	266-DC	02225B	617	TC-617	TK-217	2870	667	326
667DC	837	267-DC	02230B	618	TC-618	TK-218	2872	668	327
668DC	838	268-DC	02235B	619	TC-619	TK-219	2874	669	328
669DC	839	269-DC	02240B	620	TC-620	TK-2110	2876	670	329
ARMORED CABLE AND FLEXIBLE METALLIC CONDUIT FITTINGS									
707DC	L42	403-DC2	04203B	730	SC-38	XC-269	2191	150	220
708DC	L421	407-DC2	04205B	731	SC-50	XC-270	2192	151	222
709DC	L422	408-DC2	04207B	732	SC-75	XC-272	2193	152	223
710DC	L423	410-DC2	04210B	733	SC-100	XC-273	2194	153	225
711DC	L424	412-DC2	04212B	734	SC-125	XC-274	2195	154	226
712DC	L425	414-DC2	04215B	735	SC-150	XC-275	2196	155	227
713DC	L426	416-DC2	04220B	736	SC-200	XC-276	2198	156	228
714DC	L427	417-DC2	04225B	737	SC-250	XC-277	NA	157	229
715DC	L428	418-DC2	04230B	738	SC-300	XC-278	NA	158	230
721DC	L429	419-DC2	04235B	739	SC-350	XC-278A	NA	159	231
722DC	L4210	420-DC2	04240B	740	SC-400	XC-2710	NA	160	232
1707DC	NA	NA	NA	NA	NA	NA	NA	150i	NA
1708DC	L421A	407-DCI2	NA	NA	SCI-50	NA	NA	151i	NA
1709DC	L422A	408-DCI2	NA	NA	SCI-75	NA	NA	152i	NA
1710DC	L423A	410-DCI2	NA	NA	NA	NA	NA	153i	NA
1711DC	L424A	412-DCI2	NA	NA	NA	NA	NA	154i	NA
1712DC	L425A	414-DCI2	NA	NA	NA	NA	NA	155i	NA

Zinc Die Cast Fittings

Cross-Reference Guide

ARMORED CABLE AND FLEXIBLE METALLIC CONDUIT FITTINGS									
PART	Arlington	Bridgeport	Halex	Regal	Neer	T&B	RACO	Topaz	Peco
1713DC	L426A	416-DC12	NA	NA	NA	NA	NA	156i	NA
1714DC	L427A	NA	NA	NA	NA	NA	NA	NA	NA
1715DC	L428A	NA	NA	NA	NA	NA	NA	NA	NA
1721DC	L429A	NA	NA	NA	NA	NA	NA	NA	NA
1722DC	L4210	NA	NA	NA	NA	NA	NA	NA	NA
724DC	850	801-DC2	11003B	643	AC-90	XC-290	2691	100	40
736DC	851	804-DC2	11005B	644	AC-95	XC-291	2692	101	41
738DC	852	806-DC2	11007B	645	AC-96	XC-292	2693	102	42
739DC	853	807-DC2	11010B	6463	AC-97	XC-293	2694	103	43
740DC	854	808-DC2	11012B	6464	AC-98	XC-294	2695	104	44
741DC	855	809-DC2	11015B	6465	AC-985	XC-295	2696	105	45
742DC	856	810-DC2	11020B	6466	AC-99	XC-296	2698	106	46
744DC	857	811-DC2	11025B	6467	AC-250-D	XC-297	NA	107	NA
745DC	858	812-DC2	11030B	6468	AC-300-D	XC-298	NA	108	NA
746DC	859	NA	11035B	6469	AC-350-D	XC-299	NA	109	NA
747DC	8510	NA	11040B	6470	AC-400-D	XC-2910	NA	110	NA
1724DC	850A	801-DC12	91003b	NA	ACI-90	XC-890	NA	100i	40-B
1736DC	851A	804-DC12	91010	NA	ACI-95	XC-891	NA	101i	41-B
1738DC	852A	806-DC12	91012	NA	ACI-96	XC-892	NA	102i	42-B
1739DC	853A	807-DC12	91015	NA	NA	XC-893	NA	103i	43-B
1740DC	854A	808-DC12	91020	NA	NA	XC-894	NA	104i	43-B
1741DC	855A	809-DC12	NA	NA	NA	XC-895	NA	105i	44-B
1742DC	856A	810-DC12	NA	NA	NA	XC-896	NA	106i	45-B
1744DC	857A	NA	NA	NA	NA	XC-897	NA	107i	46-B
1745DC	858A	NA	NA	NA	NA	XC-898	NA	108i	NA
1746DC	859A	NA	NA	NA	NA	XC-899	NA	109i	NA
1747DC	8510A	NA	NA	NA	NA	XC-8910	NA	110i	NA
770DC	GF38	519-DC2	04403B	671	GC-38	XC-240	2281	450	939
771DC	GF50	520-DC2	04405B	672	GC-50	XC-241	2282	451	940
772DC	GF75	521-DC2	04407B	673	GC-75	XC-242	2283	452	941
773DC	GF100	522-DC2	04410B	674	GC-100	XC-243	NA	453	942
774DC	GF125	523-DC2	04412B	675	GC-125	XC-244	NA	454	943
775DC	GF150	524-DC2	04415B	681	GC-150	XC-245	NA	455	944
776DC	GF200	525-DC2	04420B	682	GC-200	XC-246	NA	456	945
791DC	GFC50	530-DC	04505B	676	GX-50	XK-241	2272	461	940-CPL
792DC	GFC75	531-DC	04507B	677	GX-75	XK-242	2273	462	941-CPL
793DC	GFC100	532-DC	04510	678	GX-100	XK-243	NA	463	942-CPL
794DC	GFC125	533-DC	04512	679	GX-125	XK-244	NA	464	943-CPL
795DC	GFC150	534-DC	04515	685	GX-150	XK-245	NA	465	944-CPL
796DC	GFC200	535-DC	04520	686	GX-200	XK-246	NA	466	945-CPL

Zinc Die Cast Fittings

Cross-Reference Guide

LIQUIDTIGHT									
PART	Arlington	Bridgeport	Halex	Regal	Neer	T&B	RACO	Topaz	Peco
LT38DC	LT38	429-LT2	16203B	4800 5800	LMM-01	LT-200	NA	470	RT-38
LT50DC	LT50	430-LT2	16205B	4801 5801	LMM-11	LT-201	NA	471	RT-50
LT75DC	LT75	431-LT2	16207B	4802 5802	LMM-21	LT-202	NA	472	RT-75
LT100DC	LT100	432-LT2	16210B	4803 5803	LMM-31	LT-203	NA	473	RT-100
LT125DC	LT125	433-LT2	16212B	4804 5804	LMM-41	LT-204	NA	474	RT-125
LT150DC	LT150	434-LT2	16215B	4805 5805	LMM-51	LT-205	NA	475	RT-150
LT200DC	LT200	435-LT2	16220B	4806 5806	LMM-61	LT-206	NA	476	RT-200
LT250DC	LT250	436-LT2	NA	4807 5807	LMM-71	LT-207	NA	NA	NA
LT300DC	LT300	437-LT2	NA	4808 5808	LMM-81	LT-208	NA	NA	NA
LT350DC	LT350	438-LT2	NA	4809 5809	LMM-85	LT-209	NA	NA	NA
LT400DC	LT400	439-LT2	NA	4810 5810	LMM-91	LT-210	NA	NA	NA
LTB38DC	LT38A	429-LTI2	96203B	4800-S	LMM-02	LT-800	NA	470i	RT-38A
LTB50DC	LT50A	430-LTI2	96205B	4801-S	LMM-12	LT-801	NA	471i	RT-50A
LTB75DC	LT75A	431-LTI2	96207B	4802-S	LMM-22	LT-802	NA	472i	RT-75A
LTB100DC	LT100A	432-LTI2	96210B	4803-S	LMM-32	LT-803	NA	473i	RT-100A
LTB125DC	LT125A	433-LTI2	96212B	4804-S	LMM-42	NA	NA	474i	RT-125A
LTB150DC	LT150A	434-LTI2	96215B	4805-S	LMM-52	NA	NA	475i	RT-150A
LTB200DC	LT200A	435-LTI2	96220B	4806-S	LMM-62	NA	NA	476i	RT-200A
LTB250DC	LT250	436-LTI2	96225B	NA	LMM-72	NA	NA	477	NA
LTB300DC	LT300	437-LTI2	96230B	NA	LMM-82	NA	NA	478	NA
LTB350DC	LT350	438-LTI2	96235B	NA	LMM-86	NA	NA	479	NA
LTB400DC	LT400	439-LTI2	96240B	4840	LMM-92	NA	NA	480	NA
LT3890DC	LT9038	469-LT2	16903B	4841	LML-01	LT-290	NA	490	RT-90-38
LT5090DC	LT9050	470-LT2	16905B	4842	LML-11	LT-291	NA	491	RT-90-50
LT7590DC	LT9075	471-LT2	16907B	4843	LML-21	LT-292	NA	492	RT-90-75
LT10090DC	LT90100	472-LT2	16910B	4844	LML-31	LT-293	NA	493	RT-90-100
LT12590DC	LT90125	473-LT2	16914B	4845	LML-41	LT-294	NA	494	RT-90-125
LT15090DC	LT90150	474-LT2	16915B	4846	LML-51	LT-295	NA	495	RT-90-150
LT20090DC	LT90200	475-LT2	16920B	NA	LML-61	LT-296	NA	496	RT-90-200
LT25090DC	LT90250	476-LT2	NA	NA	LML-71	NA	NA	NA	NA
LT30090DC	LT90300	477-LT2	NA	NA	LML-81	NA	NA	NA	NA
LT35090DC	LT90350	478-LT2	NA	NA	LML-85	NA	NA	NA	NA
LT40090DC	LT90400	479-LT2	NA	NA	LML-91	NA	NA	NA	NA
LTB3890DC	LT9038A	469-LTI2	96903B	4840-S	LML-02	LT-890	NA	490i	RT-90-38A
LTB5090DC	LT9050A	470-LTI2	96905B	4841-S	LML-12	LT-891	NA	491i	RT-90-50A
LTB7590DC	LT9075A	471-LTI2	96907B	4842-S	LML-22	LT-892	NA	492i	RT-90-75A

Zinc Die Cast Fittings

Cross-Reference Guide

LIQUIDTIGHT									
PART	Arlington	Bridgeport	Halex	Regal	Neer	T&B	RACO	Topaz	Peco
LTB10090DC	LT90100A	472-LTI2	96910B	4843-S	LML-32	LT-893	NA	473i	RT-90-100A
LTB12590DC	LT90125A	473-LTI2	96912B	4844-S	LML-42	NA	NA	494i	RT-90-125A
LTB15090DC	LT90150A	474-LTI2	96915B	4845-S	LML-52	NA	NA	495i	RT-90-150A
LTB20090DC	LT90200A	475-LTI2	96920B	4846-S	LML-62	NA	NA	496i	RT-90-200A
LTB25090DC	LT90250	476-LT2	96925B	NA	LML-72	NA	NA	497	NA
LTB30090DC	LT90300	477-LT2	96930B	NA	LML-82	NA	NA	498	NA
LTB35090DC	LT90350	478-LT2	96935B	NA	LML-86	NA	NA	499	NA
LTB40090DC	LT90400	479-LT2	96940B	NA	LML-92	NA	NA	500	NA
SERVICE ENTRANCE									
EHC1	140	1251	58005	8661	ECO-100	SH-101	2402	731	700
EHC2	141	1252	58007	8662	ECO-101	SH-102	2403	732	701
EHC3	142	1253	58010	8663	ECO-102	SH-103	2404	733	702
EHC4	143	1254	58012B	8664	ECO-103	SH-104	2405	734	703
EHC5	144	1255	58015	8665	ECO-104	SH-105	2406	735	704
EHC6	145	1256	58020B	8666	ECO-105	SH-106	2408	736	705
EHC7	146	1257	58025	8667	ECO-106	SH-107	2410	737	706
EHC8	147	1258	58030B	8668	ECO-107	SH-108	2412	738	707
EHC9	148	1259	58035B	8669	ECO-108	SH-109	2414	739	708
EHC10	149	1260	58040B	8670	ECO-109	SH-110	2416	740	709
EHT1	NA	1201	NA	NA	NA	NA	NA	741	26
EHT2	NA	1202	NA	NA	NA	NA	NA	742	27
EHT3	NA	1203	NA	NA	NA	NA	NA	743	28
EHT4	NA	1204	NA	NA	NA	NA	NA	744	29
ETH5	NA	1205	NA	NA	NA	NA	NA	745	30
ETH6	NA	1206	NA	NA	NA	NA	NA	746	31
ETH7	NA	1207	NA	NA	NA	NA	NA	747	32
ETH8	NA	1208	NA	NA	NA	NA	NA	748	33
ETH9	NA	1209	NA	NA	NA	NA	NA	749	34
ETH10	NA	1210	NA	NA	NA	NA	NA	750	35
ETH11	NA	1211	NA	NA	NA	NA	NA	750A	36
ETH12	NA	1212	NA	NA	NA	NA	NA	750B	37
EHSS1	NA	NA	NA	NA	NA	NA	NA	704	NA
EHSS2	NA	NA	NA	NA	NA	NA	NA	705	NA
EHSS3	NA	1253-S	NA	NA	NA	NA	NA	706	NA
EHSS4	NA	1254-S	NA	NA	NA	NA	NA	NA	NA
EHSS5	NA	1255-S	NA	NA	NA	NA	NA	NA	NA
EHSS6	NA	1256-S	NA	NA	ECS-105	NA	NA	NA	NA
EHSS7	NA	1257-S	NA	NA	ECS-106	NA	NA	NA	NA

Zinc Die Cast Fittings

Cross-Reference Guide

SERVICE ENTRANCE									
PART	Arlington	Bridgeport	Halex	Regal	Neer	T&B	RACO	Topaz	Peco
EHSS8	NA	1258-S	NA	NA	ECS-107	NA	NA	NA	NA
EHSS9	NA	1259-S	NA	NA	ECS-108	NA	NA	NA	NA
EHSS10	NA	1260-S	NA	NA	ECS-109	NA	NA	NA	NA
EHMT1	128	1246-MT	NA	NA	NA	NA	NA	NA	712
EHMT2	NA	NA	NA	NA	NA	NA	NA	NA	713
EHMT3	NA	1256-MT	NA	NA	NA	NA	NA	NA	715
EHMT4	129	1257-MT	NA	NA	NA	NA	NA	NA	717
EHSC1	660	NA	4L	NA	SEC-192	SC1000	NA	707	4L
EHSC2	662	1221	4XL-AL	NA	SEC-194	SC2001	NA	708	4XL-AL
PULL ELBOWS									
850EB DC	9100	51-DC2	14305	9691	NA	TL-211	2762	371	650 EMT
875EB DC	9110	52-DC2	14307	9692	NA	TL-212	2763	372	651 EMT
8100EB DC	9120	53-DC2	NA	9693	NA	NA	NA	NA	NA
850EE DC	HL5000	61-DC	94405	9711	THL-500	TL-201	2752	381	670 EMT
875EE DC	HL7500	62-DC	94407	9712	THL-750	TL-202-SC	2753	382	671 EMT
8100EE DC	HL100	63-DC	94410	9713	NA	TL-203	2754	383	672 EMT
8125EE DC	HL125	64-DC	NA	9714	NA	TL-204	NA	384	NA
850RR DC	HL5000	81-DC	94105B	9661	HL-500	HL-601	2652	351	670
875RR DC	HL7500	82-DC	94107B	9662	HL-750	HL-602	2653	352	671
8100RR DC	HL100	83-DC	94110	9663	NA	HL-603	2654	353	672
8125RR DC	HL125	84-DC	NA	9664	NA	HL-604	2655	354	673
850RB DC	9100	71-DC2	94205B	9651	NA	HL-611	2662	361	650
875RB DC	9110	72-DC2	94207B	9652	NA	HL-612	2663	362	651
8100RB DC	9120	73-DC2	NA	9653	NA	NA	2664RAC	363	NA
GROUNDING BUSHING WITH ALUMINUM LUG									
GLL1 DC	450	381-DC	95205B	8221	GBL-100	BG-801A	NA	331	MIGB-80
GLL2 DC	451	382-DC	95207B	8222	GBL-200	BG-802A	NA	332	MIGB-81
GLL3 DC	452	383-DC	95210B	8223	GBL-300	BG-803A	NA	333	MIGB-82
GLL4 DC	453	384-DC	95212B	8224	GBL-400	BG-804A	NA	334	MIGB-83
GLL5 DC	454	385-DC	95215B	8225	GBL-500	BG-805A	NA	335	MIGB-84
GLL6 DC	455	386-DC	95220B	8226	GBL-600	BG-806A	NA	336	MIGB-85
GLL7 DC	456	387-DC	95225B	8227	GBL-700	BG-807A	NA	337	MIGB-86
GLL8 DC	457	388-DC	95230B	8228	GBL-800	BG-808A	NA	338	MIGB-87
GLL9 DC	458	389-DC	95235B	8229	GBL-900	BG-809A	NA	339	MIGB-88
GLL10 DC	459	390-DC	95240B	8230	GBL-1000	BG-810A	NA	340	MIGB-89

Distributed by:

For more information:

If further assistance is required, please contact an authorized Cooper Crouse-Hinds Distributor, Sales Office or Customer Service Department:

In the U.S.:

Cooper Crouse-Hinds
P.O. Box 4999
Syracuse, NY 13221
Toll Free: 866-764-5454
(315) 477-5531
FAX: (315) 477-5179
crouse.customerctr@crouse-hinds.com

In Canada:

Cooper Crouse-Hinds Canada
Toll Free: 800-265-0502
(905) 507-4187
FAX: (905) 568-7048

In Mexico:

Cooper Crouse-Hinds, S.A. de C.V.
52-555-804-4000
FAX: 52-555-804-4020

In Latin America/Caribbean:

Cooper Crouse-Hinds
(954) 764-3853
FAX: (954) 764-3854

In Europe (Germany):

Cooper Crouse-Hinds GmbH
49-6271-806500
FAX: 49-6271-806476

In Australia:

Cooper Electrical Australia
61-29-743-7000
FAX: 61-29-743-7069
sales@cooperelectrical.com.au

In Asia (Singapore):

Cooper Crouse-Hinds Pte. Ltd.
65-6297-4849
FAX: 65-6297-4819
sales@cchspore.com.sg

In Middle East (Dubai):

CEAG Middle East LLC
971-4-324-1519
FAX: 971-4-324-1640

In India:

Cooper Crouse-Hinds India
91-22-5604-5150
FAX: 91-22-2404-1811

For the latest in new products and services, visit our website at:

www.crouse-hinds.com



Solutions. Worldwide.™

Crouse-Hinds is a registered trademark of Cooper Industries, Inc.
© 2006 Cooper Industries, Inc.

